
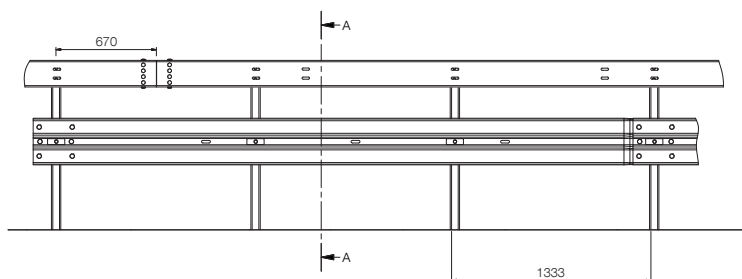
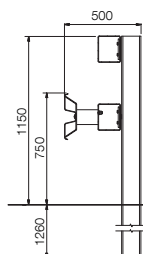


# Super-Rail

H2 · W4 · A



CE



## DATE TEHNICE

Latime de lucru normata (m)	1.30
Clasa latimii de lucru	W4
Deflexiune dinamica normată (m)	0.80
Lățimea sistemului (m)	0.50
Înălțimea sistemului (m)	1.15
Distanța între stalpi (m)	1.33
Montaj	prin baterie
Lungimea de testare (m)	40.0